

# 神經退化研究專刊

隨著人口老化、老年人口比例的逐漸增加，神經退化性疾病 (neurodegenerative disease) 的預防與治療已成為全球關注的重要議題。針對神經退化研究領域，伯森提供多元豐富的抗體、試劑套組、與活細胞影像觀察工具等多項產品，讓您能夠以更加精確高效的方式進行生物標記開發、分子層次致病機轉探討、以及治療藥物篩選等實驗。詳細產品資訊與優惠訊息，歡迎洽詢伯森業務專員。

## Neuronal Aggregate Formation and Clearance

### Protein Synthesis & Folding

- HSP70/HSP40/HSP27/HSF-1 Antibodies & ELISA Kits (inquiry)
- Grp78/BiP ELISA Kit (inquiry)
- HSP/Chaperone Products (inquiry)

### Pathway Activation/Inhibition

- SCREEN-WELL® Autophagy compound Library (BML-2837)
- Loperamide (ALX-550-253)

### Aggresome & Inclusion Body Detection

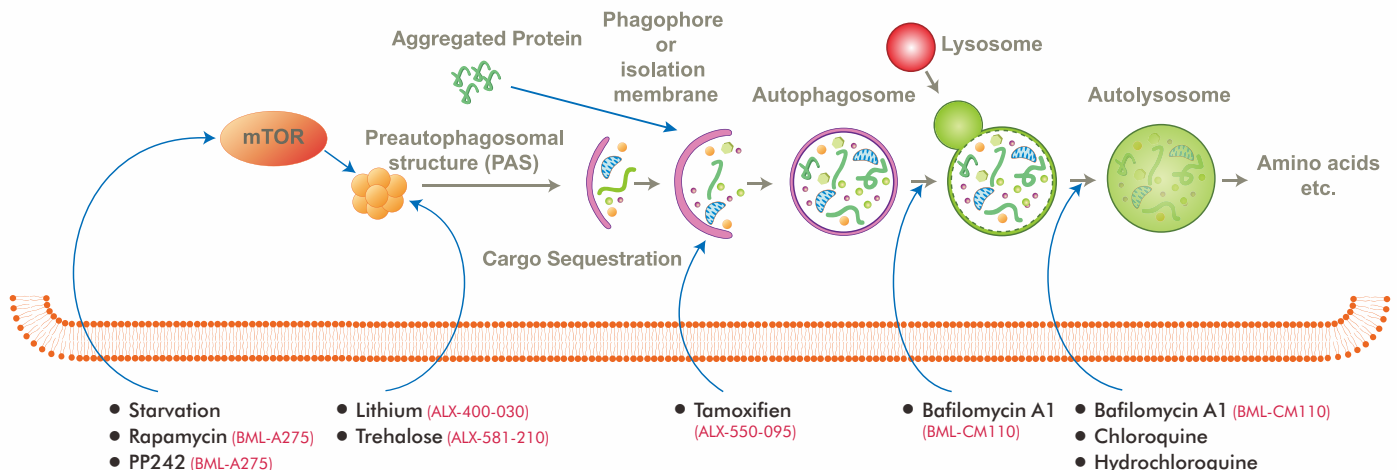
- PROTEOSTAT® Aggresome detection Kit (ENZ-51035)

### Lysosome Detection

- LYSO-ID® Red detection kit (ENZ-51005)
- LYSO-ID® Green detection kit (ENZ-51034)

### Autophagy Detection

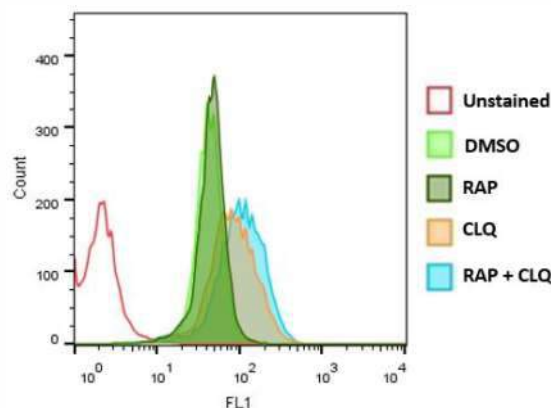
- CYTO-ID® Autophagy detection kit 2.0 (ENZ-KIT175)



### 明星商品

## CYTO-ID® Autophagy detection kit 2.0 (ENZ-KIT175)

- 流程簡單：免轉染，不需確認轉染效率。
- 訊號清晰：創新螢光染劑，更亮、更穩定、更精確，使 lysosome 干擾訊號降到最低。
- 全面偵測：可透過流式細胞儀量化異質細胞群體 (heterogeneous cell populations) 中各別細胞自噬程度。
- 彈性應用：可適用於高通量篩選細胞自噬之抑制物或活化劑。



使用 CYTO-ID® 螢光染劑，可透過流式細胞儀快速完成活細胞自噬程度檢測！

Jurkat cells were untreated or treated with 0.5µM Rapamycin (RAP), 10µM Chloroquine (CLQ) or both for 20h. After staining with CYTO-ID® Autophagy detection kit 2.0 for 30min, cells were washed and analyzed by flow cytometry. **Results:** Cells treated with RAP + CLQ show an increase in fluorescence.

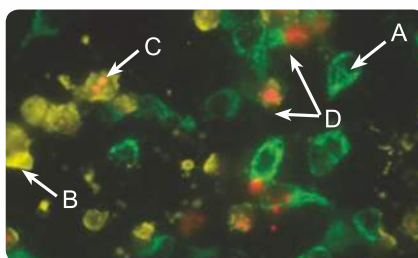


# Cell Cycle, Cell Death, and Cell Viability

## 明星商品

### GFP-CERTIFIED® Apoptosis/Necrosis detection kit (ENZ-51002)

- **鑑別性佳**: 本產品含兩種螢光染劑，讓您輕易區分 Early apoptotic, Late apoptotic/Necrotic 以及健康細胞。
- **相容性於 GFP 表現細胞**: 兩種染劑不會與 GFP 訊號波長重疊。
- **使用便利**: 螢光顯微鏡、流式細胞儀皆可適用。



Detect cell death with GFP-CERTIFIED® Apoptosis/Necrosis detection kit in GFP-expressing HeLa cells.

- A : Yellow- /Red- : Normal cells
- B : Yellow+ /Red- : Apoptosis
- C : Yellow+ /Red+ : late-stage apoptosis
- D : Yellow- /Red+ : Necrotic cells

### 更多熱門產品 — Cell Cycle, Cell Death, and Cell Viability

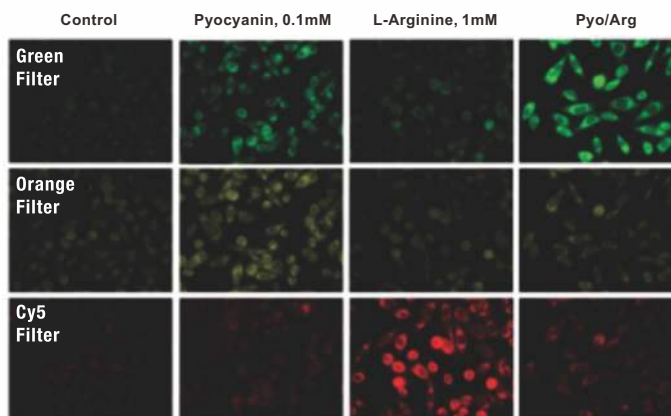
Product	Cat. No.	Product	Cat. No.
Annexin V apoptosis detection	Inquiry	NUCLEAR-ID® Blue/Green Cell Viability reagent	ENZ-53004
TUNEL Assay (APO-BRDU™ kit)	ALX-850-042	NUCLEAR-ID® Blue/Red Cell Viability Reagent	ENZ-53005
NUCLEAR-ID® Green Cell Cycle kit	ENZ-51014	NUCLEAR-ID® Red/Green Cell Viability Reagent	ENZ-53006
NUCLEAR-ID® Red Cell Cycle	ENZ-51008	Hoechst 33342 (Ultra Pure)	ENZ-52401
		Propidium Iodide (Ultra Pure)	ENZ-52403

# Oxidative Stress

## 明星商品

### ROS-ID® ROS/RNS detection kit (ENZ-51001)

- **鑑別性佳**: 本產品含三種螢光染劑，讓您輕易區分 NO (Red), ROS (Orange), General oxidative stress (Green)。
- **操作便利**: 可直接應用於活細胞染色觀察。
- **相容性佳**: 不受培養液成分干擾 (Phenol red, FBS, BSA, etc.)。
- **配備完整**: 內含 ROS Inducers, Inhibitor。
- **彈性使用**: 螢光顯微鏡、盤式分析儀、流式細胞儀皆可適用。



Representative experiment demonstrating peroxynitrite and NO generation in HeLa cells using the ROS-ID® ROS/RNS detection kit.

The analysis demonstrates that combined treatment with L-arginine and pyocyanin generates peroxynitrite (green fluorescence), due to the reaction of NO with superoxide, but little NO (red fluorescence).

### 更多熱門產品 — Oxidative Stress

Product	Cat. No.	Product	Cat. No.
ROS-ID™ Total ROS Detection kit	ENZ-51011	MITO-ID® Extracellular O <sub>2</sub> Sensor Kit	ENZ-51045
ROS-ID™ Superoxide Detection kit	ENZ-51012	MITO-ID® intracellular O <sub>2</sub> Sensor Kit	ENZ-51046
ROS-ID® Total ROS/Superoxide detection kit	ENZ-51010	MITO-ID® Extracellular pH Sensor Kit	ENZ-51048
ROS-ID™ NO Detection kit	ENZ-51013	MITO-ID® Membrane Potential Detection Kit	ENZ-51015
ROS-ID™ Hypoxia/Oxidative Stress Detection kit	ENZ-51042	MITO-ID® Membrane Potential Cytotoxicity Kit	ENZ-51019
H <sub>2</sub> O <sub>2</sub> & Specific NO detection	Inquiry	JC-1 (Ultra Pure)	ENZ-52304
		JC-10 (Ultra Pure)	ENZ-52305

# Neurodegenerative Biomarkers

## 熱門產品

Product	Cat. No.	Product	Cat. No.
<b>Alzheimer's Disease</b>		<b>Parkinson's Disease</b>	
Tau Antibody	PS-8077	$\alpha$ -synuclein Proteins & Antibodies	Inquiry
Tau (phospho Ser262) Antibody	PS-79-152	Parkin (human) Polyclonal Antibody	BML-PW9365
14-3-3 Proteins & Antibodies	Inquiry	HSC70 Proteins & Antibodies	Inquiry
APP $\Delta$ C31 ELISA kit	ADI-900-227	<b>Huntington's Disease</b>	
$\beta$ -Amyloid Proteins & Antibodies	Inquiry	Huntingtin Polyclonal Antibody	BML-PW0595A
BACE Enzymes & Inhibitors	Inquiry	<b>ALS</b>	
Presenilin 1 & 2 Monoclonal Antibodies	Inquiry	SOD-1 Antibodies	Inquiry
24(S)-Hydroxycholesterol ELISA kit	ADI-900-210	Mito-ID Membrane Potential Detection Kit	ENZ-51018
Caspase-6 Enzymes, Substrates, and Inhibitors	Inquiry	<b>Spinal Muscular Atrophy (SMA)</b>	
		SMN ELISA kit	ADI-900-209
		SMN Proteins & Antibodies	Inquiry

# Neuroactive Peptides & Second Messengers

## 熱門產品

Product	Product	Cat. No.
<b>Neuroactive Peptide &amp; Stress Hormone ELISA Kits</b>		
Angiotensin A (ADI-900-207)	LVV Hemorphin 7 (ADI-900-205)	
Bradykinin (ADI-900-206)	Oxytocin (ADI-901-153A)	
Corticosterone (ADI-901-097)	Serotonin (ADI-900-175)	
Cortisol (ADI-901-071)	Substance P (ADI-900-018)	
Endothelin-1 (Inquiry)	Arg <sup>8</sup> -Vasopressin (ADI-900-017A)	
Gastrin I (Inquiry)		
<b>Second Messengers Assay Kits</b>		
	Intra/Extracellular cAMP/cGMP ELISA Kits	Inquiry
	FLUOFORTE <sup>®</sup> Calcium assay kit	ENZ-51016

# Primary Neural Cells

## 熱門產品

Product	Cat. No.
Human Neurons	SC-1520
Human Schwann Cells	SC-1700
Human Astrocytes	SC-1800
Human Retinal Astrocytes	SC-1870
Human Leptomeningeal Pericytes	SC-1410
Human Brain Vascular Pericytes	SC-1200
Human Oligodendrocyte Precursor Cells	SC-1600

# qPCR Array Kits

## GeneQuery™ Human qPCR Array Kits

Product	Cat. No.
Alzheimer's Disease qPCR Array Kit	SC-GK049
Parkinson's Disease qPCR Array Kit	SC-GK058
Nervous System Tumors qPCR Array Kit	SC-GK086
Neural Plasticity qPCR Array Kit	SC-GK007
Neural Differentiation Markers qPCR Array Kit	SC-GK112
Neural Development and Regeneration qPCR Array Kit	SC-GK006

# Neuronal Cell Transfection Reagents

Product	Cat. No.	Product	Cat. No.
TransIT-X2 <sup>®</sup> Dynamic Delivery System, 1.5ml	MR-MIR6000	TransIT <sup>®</sup> -2020 Transfection Reagent, 1ml	MR-MIR5400
TransIT <sup>®</sup> -LT1 Transfection Reagent, 1ml	MR-MIR2300		

# Live Cell Imaging

## All-in-One 細胞免疫螢光影像觀察耗材

德國 ibidi 公司細胞免疫螢光影像觀察系列產品，讓您從細胞培養到顯微鏡觀察一氣呵成，免除傳統螢光染色的繁瑣步驟，同時提供更優質的成像品質！超過 800 篇期刊文獻使用，歡迎洽詢伯森業務專員索取詳細產品資訊與即時優惠訊息。

### 固定樣本影像觀察

## Immunofluorescence Chamber

- 由矽膠材質透明框架與玻片所組成，撕下框架輕鬆不費力。
- 可同時進行 3 / 8 / 12 組平行測試實驗。
- 3 well chamber 另提供專用玻片，可在節省抗體染劑用量 (150  $\mu$ l/well) 的同時仍保有大範圍觀察面積。(如下圖)
- 適合細胞培養與免疫螢光染色實驗使用，染色結果可以一般蓋玻片封片後長期保存。
- 適用於正立式及倒立式顯微鏡觀察。



### 活細胞影像觀察

## $\mu$ -Slide and $\mu$ -Dish

- 超薄底設計，厚度符合 No.1.5 標準蓋玻片厚度，上高倍率顯微鏡觀察也沒問題。
- ibiTreat 底部適合各類細胞貼附及生長。
- 極佳的物理及化學耐受性，相容於多種常見之固定試劑 (methanol, acetone, paraformaldehyde)。



Product	Qty/Pk	Cat. No.
<b>Immunofluorescence Chamber</b>		
3 Well Chamber, removable	15	IB-80381
8 Well Chamber, removable	15	IB-80841
12 well Chamber, removable	15	IB-81201
<b><math>\mu</math>-Slide</b>		
$\mu$ -Slide 2 well ibiTreat	15	IB-80286
$\mu$ -Slide 2 well Ph+ ibiTreat	15	IB-80296
$\mu$ -Slide 4 well ibiTreat	15	IB-80426
$\mu$ -Slide 4 well Ph+ ibiTreat	15	IB-80446
$\mu$ -Slide 8 well ibiTreat	15	IB-80826
$\mu$ -Slide 2 x 9 well ibiTreat	15	IB-81806

Product	Qty/Pk	Cat. No.
<b><math>\mu</math>-Dish</b>		
$\mu$ -Dish 35 mm, low ibiTreat	60	IB-80136
$\mu$ -Dish 35 mm, low ibiTreat Grid-500	60	IB-80156
$\mu$ -Dish 35 mm, high Glass Bottom Grid-50	30	IB-81148
$\mu$ -Dish 35 mm, high ibiTreat	60	IB-81156
$\mu$ -Dish 35 mm, high Glass Bottom	60	IB-81158
$\mu$ -Dish 35 mm, high ibiTreat Grid-500	60	IB-81166
$\mu$ -Dish 35 mm, high Glass Bottom Grid-500	30	IB-81168