

免疫組織化學(IHC)是使用抗體檢測組織切片中蛋白質和其他抗原定位的一種方法，其可在組織完好無損下顯示蛋白質位置，在評估如癌症等疾病的進展和治療方案時特別有用。

本刊為您精選由Abcam提供的完整且優質的組織染色相關產品，詳細產品資訊請洽Abcam台灣代理-伯森生技。

抗原修復試劑 (Antigen Retrieval)

HistoReveal (ab103720)

HistoReveal 利用酵素以蛋白水解方法來進行抗原修復 (Proteolytic-Induced Epitope Retrieval (PIER)), 具以下特色：

- 使用方便：無須加熱，直接於常溫下進行修復反應。
- 保護組織型態：較傳統酵素trypsin或pepsin溫和，不傷害組織型態。
- 修復效果佳：可減少5~10倍一級抗體用量。

HistoReveal enhances staining



Cytokeratin 20 staining in colon tissue.

Product name	Size	Product code
HistoReveal	15 mL	ab103720
Trypsin Enzymatic Antigen Retrieval Solution	25 ml	ab970
Proteinase K	4 mL	ab64220
10x Citrate Buffer pH 6.0	125 mL	ab64214
100x Citrate Buffer pH 6.0	50 mL	ab64236
Antigen Retrieval Buffer (100X Tris-EDTA Buffer, pH 9.0)	125 mL, 250 mL	ab93684

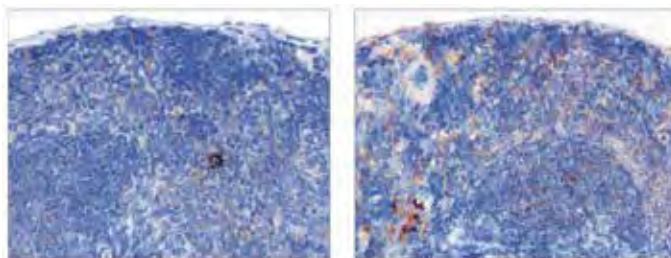
阻斷劑 (Blocking)

Mouse on Mouse Polymer IHC Kit (ab127055)

使用鼠源一級抗體檢測小鼠組織時，由於小鼠組織中內源性的IgG與Fc受體也會被辨識鼠源一級抗體的二級抗體結合，因此常常出現高背景值。使用Mouse on Mouse Polymer IHC Kit 可減少這類交叉反應的干擾，具以下特色：

- 降低背景值：試劑盒中的阻斷劑，可避免小鼠組織中內源性的IgG與Fc受體干擾，適用於使用鼠源一級抗體檢測小鼠組織 (mouse antibodies on mouse tissue)。
- 訊號放大：Kit所使用的二級抗體上帶有多個HRP 酵素，可直接有效放大訊號。
- 產品內容物：Hydrogen Peroxide Block、Mouse on Mouse HRP Polymer、Rodent Block。

Reduced endogenous mouse IgG background using ab127055 - Both images show mouse spleen FFPE tissue.



Negative control images using Mouse on Mouse Polymer IHC kit (ab127055).

Negative control images using EXPOSE Mouse and Rabbit Specific HRP/DAB Detection IHC Kit (ab80436)

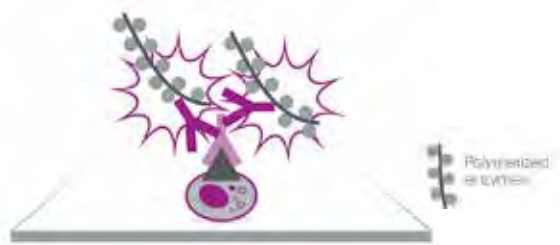
Product name	Size	Product code
Mouse on Mouse Polymer IHC Kit	15 ml, 60 ml	ab127055
Endogenous Avidin + Biotin Blocking System	1kit (15 mL avidin+15 mL biotin)	ab3387
Hydrogen Peroxide Blocking Reagent	60 ml, 125 ml	ab64218
Protein Block	60 ml	ab156024



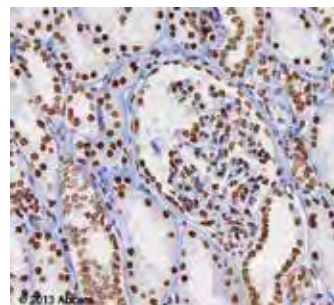
訊號放大試劑 (Signal Amplification)

EXPOSE Micropolymer IHC detection kit

- 提升靈敏度：試劑盒中的二級抗體，採用micropolymer專利鍵結技術，使抗體上帶有多個反應酵素，小分子的micropolymer更能穿透組織，提高偵測靈敏度。
- 低背景值：使用biotin-free方式進行放大，避免樣本中內生性biotin所造成的干擾。



Micro-polymer detection system offers greater sensitivity as well as improved signal-to-noise ratio.



Anti-Histone H3 (di methyl K9) antibody (ab1220) staining human kidney sections by IHC-P using EXPOSE IHC detection kit (ab80436)

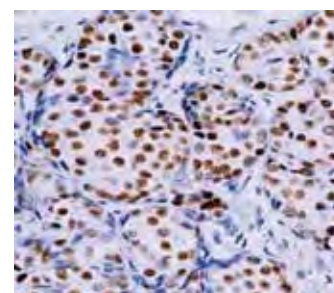
Product name	Size	Product code
EXPOSE Mouse and Rabbit specific HRP/DAB detection IHC kit	15 mL, 60 mL, 125 mL	ab80436
EXPOSE Mouse and Rabbit specific HRP/AEC detection IHC kit	15 mL, 60 mL, 125 mL	ab93686
EXPOSE Mouse and Rabbit specific HRP/DAB or AEC detection IHC kit	1 L	ab93702
EXPOSE Rabbit specific HRP/DAB detection IHC kit	15 mL, 60 mL, 125 mL	ab80437
EXPOSE Rabbit specific HRP/AEC detection IHC kit	15 mL, 60 mL, 125 mL	ab94361
EXPOSE Mouse specific AP (red) detection IHC kit	15 mL, 60 mL, 125 mL	ab94740

Labeled Streptavidin-Biotin (LSAB) IHC detection kit

- 提升靈敏度：透過生物素(biotin)標定的二級抗體，採用streptavidin鍵結多個反應酵素以放大訊號並較傳統ABC分子小，更能穿透組織。
- 減少非專一性結合：streptavidin沒有醣基化修飾，較傳統ABC方法的avidin分子所帶電荷更加中性，可減少非特異性結合。



LSAB detection system offers enhanced sensitivity



Staining of human estrogen receptor in breast carcinoma tissue using ab16660 - Rabbit monoclonal [SP1] to Estrogen Receptor, and ab64264 - Mouse & Rabbit HRP/DAB Detection Kit.

Product name	Size	Product code
Mouse and Rabbit specific HRP/DAB (ABC) Detection IHC Kit	15 mL	ab64264
Mouse and Rabbit specific HRP Plus (ABC) Detection IHC Kit	60 mL, 125 mL	ab93697
Mouse and Rabbit specific HRP/AEC (ABC) Detection IHC Kit	15 mL	ab93705
Mouse and Rabbit specific HRP (ABC) Detection IHC Kit	125 mL, 1 L	ab93677
Mouse and Rabbit specific AP (ABC) Detection IHC Kit	60 mL, 125 mL	ab93695
Mouse and Rabbit specific AP/Fast Red (ABC) Detection IHC Kit	15 mL	ab128967
Rabbit specific HRP/DAB (ABC) Detection IHC Kit	15 mL	ab64261
Rabbit specific HRP/AEC (ABC) Detection IHC Kit	15 mL	ab64260
Mouse specific HRP/DAB (ABC) Detection IHC Kit	15 mL	ab64259
Mouse specific HRP/AEC (ABC) Detection IHC Kit	15 mL	ab64258

多重染色試劑 (Multicolor Enzymatic IHC)

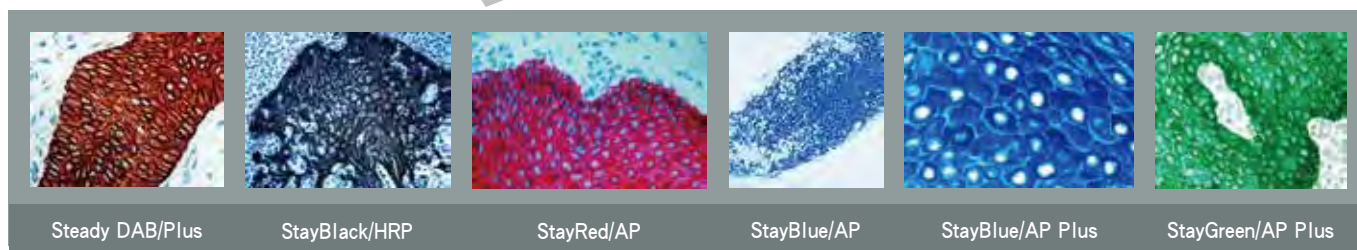
DoubleStain/TripleStain IHC kit

- 高訊噪比：二級抗體帶有多個HRP或AP酵素，可有效放大訊號，並且避免樣本中內生性biotin所造成的背景值，有效提高訊噪比。
- 呈色劑顏色組合多元：有red, green, purple, brown and black多種顏色可選擇。
- 部分試劑適用於使用齧齒類來源的一級抗體檢測齧齒類組織：含有blocking buffer防止組織中內源性IgG干擾。
- 配件完整：皆含有二級抗體、呈色劑及封片膠...等。

Product name	Size	Product code
DoubleStain IHC kit: G&M on human tissue (DAB & AP/Red)	12 mL, 36 mL, 120 mL	ab183159
DoubleStain IHC kit: G&M on human tissue (BCIP & AEC)	12 mL, 36 mL, 120 mL	ab183271
DoubleStain IHC kit: G&M on human tissue (HRP/Green & AP/Red)*	12 mL, 36 mL, 120 mL	ab183272
DoubleStain IHC kit: M&M on rodent tissue (DAB & AP/Red)	12 mL, 36 mL, 120 mL	ab183273
DoubleStain IHC kit: M&M on rodent tissue (BCIP & AEC)	12 mL, 36 mL, 120 mL	ab183274
DoubleStain CL IHC kit: M&M on rodent tissue (HRP/Green & AP/Red)*	12 mL, 36 mL, 120 mL	ab183275
DoubleStain IHC kit: M&M on rodent tissue (DAB & FastRed)	12 mL, 36 mL, 120 mL	ab183276
DoubleStain IHC kit: M&Rt on mouse tissue (DAB & AP/Red)	12 mL, 36 mL, 120 mL	ab183277
DoubleStain IHC kit: M&Rt on mouse tissue (BCIP & AEC)	12 mL, 36 mL, 120 mL	ab183278
DoubleStain IHC kit: M&Rt on mouse tissue (HRP/Green & AP/Red)*	12 mL, 36 mL, 120 mL	ab183279
DoubleStain IHC kit: G&Rt on human/mouse tissue (DAB & AP/Red)	12 mL, 36 mL, 120 mL	ab183280
DoubleStain IHC kit: G&Rt on human/mouse tissue (BCIP & AEC)	12 mL, 36 mL, 120 mL	ab183281
DoubleStain CL IHC kit: G&Rt on human/mouse tissue (HRP/Green & AP/Red)*	12 mL, 36 mL, 120 mL	ab183282
DoubleStain IHC kit: R&Rt on human/mouse tissue (DAB & AP/Red)	12 mL, 36 mL, 120 mL	ab183283
DoubleStain IHC kit: R&Rt on human/mouse tissue (BCIP & AEC)	12 mL, 36 mL, 120 mL	ab183284
DoubleStain IHC kit: R&Rt on human/mouse tissue (HRP/Green & AP/Red)*	12 mL, 36 mL, 120 mL	ab183285
TripleStain IHC kit: M&M&R on human tissue (DAB, AP/Red & HRP/Green)	24 mL, 72 mL, 240 mL	ab183286
TripleStain IHC kit: M&M&R on human tissue (DAB, AP/Red & DAB/Ni)	24 mL, 72 mL, 240 mL	ab183287
TripleStain IHC kit: R&R&M on human tissue (DAB, AP/Red & HRP/Green)	24 mL, 72 mL, 240 mL	ab183288
TripleStain IHC kit: R&R&M on human tissue (DAB, AP/Red & DAB/Ni)	24 mL, 72 mL, 240 mL	ab183289
TripleStain IHC kit: M&R&G on human tissue (DAB, AP/Red & HRP/Green)	24 mL, 72 mL, 240 mL	ab183290
TripleStain IHC kit: M&R&G on human tissue (DAB, AP/Red & DAB/Ni)	24 mL, 72 mL, 240 mL	ab183291

* Note: kits are designed for ease of use in co-localization experiments

呈色劑 (Substrates)



Steady DAB/Plus

StayBlack/HRP

StayRed/AP

StayBlue/AP

StayBlue/AP Plus

StayGreen/AP Plus

Product name	Size	Product code
AEC Substrate System (Ready to Use)	125 ml	ab64252
Alkaline Phosphatase chromogen (BCIP/NBT) - Ready to Use	100 ml	ab7468
DAB Substrate Kit	60 ml, 125 ml	ab64238
Liquid Fast-Red Substrate Kit	60 ml, 125 ml	ab64254
Steady DAB/Plus	200 ml	ab103723
StayBlack/HRP	30 ml, 110 ml	ab179917
StayRed/AP (Alcohol & Xylene Compatible)	30 ml	ab103741
StayBlue/AP (Alcohol and Xylene Substitute Compatible)	30 ml	ab178453
StayBlue/AP Plus	30 ml, 110 ml	ab176915
StayGreen/AP Plus (Alcohol and Xylene Substitute Compatible)	1 kit	ab156428

對比染色試劑 (Counterstains)

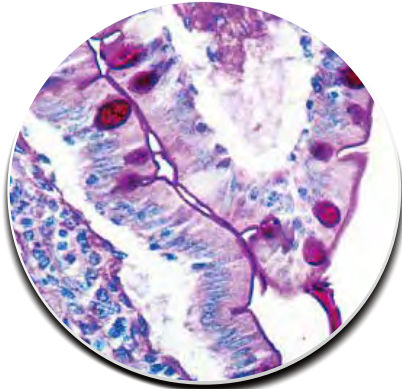
Product name	Color	Size	Product code
Hematoxylin	Chromogenic-blue to violet	5 mg, 25 mg, 100mg	ab143166
Nuclear fast red	Chromogenic-red	5 g	ab146372
DRAQ5™ (5mM)	Fluorescent-red	50 µl, 200 µl	ab108410
DRAQ7™ (0.3mM)	Fluorescent-red	1 ml	ab109202
Nuclear yellow (Hoechst S769121)	Fluorescent-yellow/blue*	25 mg	ab138903

*Emission is blue/violet under acidic conditions and yellow under neutral pH conditions

特殊染色試劑 (Special Stains)

Periodic Acid Schiff (PAS) Stain Kit (Mucin Stain) (ab150680)

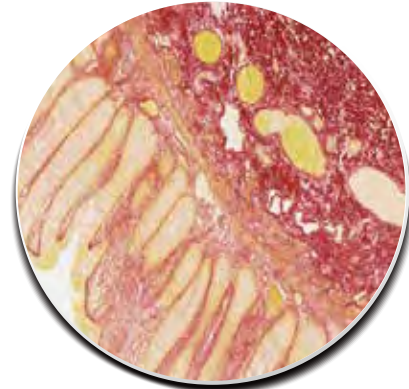
- 用於黏多醣及淋巴細胞的組織學染色，也常用於黴菌病檢體組織染色。
- 黏多醣及真菌染為洋紅色；細胞核染為藍黑。



Staining of Intestine using ab150680 - Periodic Acid Schiff (PAS) Stain Kit

Picro Sirius Red Stain Kit (Connective Tissue Stain) (ab150681)

- 用於結締組織染色，特別是膠原蛋白。
- 膠原蛋白染為紅色；肌肉纖維染為黃色；細胞質染為黃色。



Staining of normal human colon using ab150681-Picro Sirius Red Stain

Product name	Description	Size	Product code
Periodic Acid Schiff (PAS) Stain Kit	黏蛋白、淋巴細胞及真菌染色	100 tests	ab150680
Picro Sirius Red Stain Kit	結締組織染色-特別是膠原蛋白	100 tests	ab150681
Oil Red O (Lipid Stain) Kit	脂質及脂肪染色	100 tests	ab150678
Fontana-Masson Stain Kit	黑色素及嗜銀細胞顆粒染色	100 tests	ab150669
Mucicarmine (Mucin Stain)	黏蛋白染色	100 tests	ab150677
Alcian Blue, pH 2.5 (Mucin Stain)	黏蛋白染色	100 tests	ab150662
Copper Stain (For Microwave)	銅顆粒染色	100 tests	ab150666
Elastic (Connective Tissue Stain)	結締組織染色(例如：彈性蛋白)	100 tests	ab150667
Methyl Green Pyronin (RNA DNA Stain)	DNA、RNA和肥大細胞顆粒染色	100 tests	ab150676
Von Kossa (Calcium Stain)	鈣顆粒染色	100 tests	ab150687

封片膠 (Mounting Media)

Product name	Size	Product code
Mounting Medium	60 mL, 125 mL	ab64230
Aqueous Mounting Medium	6 mL	ab128982
Fluoroshield Mounting Medium (Aqueous)	20 mL, 100 mL, 250 mL, 1000 mL	ab104135
Fluoroshield Mounting Medium with DAPI (Aqueous)	20 mL, 100 mL	ab104139