

蛋白質體學研究工具

- Protein Extraction | Purification | Quantification
- Western Blot (WB) | Immunoprecipitation (IP)



開學季 2021/9/1-10/15

限定優惠

+1元多1件

買兩組進階款 ECL (#NEL122) 或
壹組超靈敏款 ECL (#NEL113)，
+1元多壹組蛋白質電泳預鑄膠片
(價值七仟元以上正貨商品·見內頁說明)

買抗體送抗體純化膠體

買 IP 實驗用一級抗體送 Protein A
或 Protein G 抗體純化膠體 (10 tests)
見內頁說明)

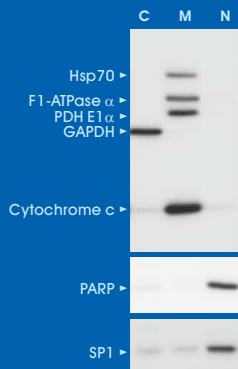
伯森生技保有活動解釋之權利

蛋白質萃取試劑

| Category | Product | Pack Size | Cat. No. |
|------------------------------|--|---------------|----------|
| Protein Extraction Kits | Cell Fractionation Kit - Standard | 1 kit | ab109719 |
| | Nuclear Extraction Kit | 100 tests | ab113474 |
| | Mitochondria/Cytosol Fractionation Kit | 25, 100 tests | ab65320 |
| | Mitochondria Isolation Kit for Cultured Cells | 1 kit | ab110170 |
| | Mitochondria Isolation Kit for Tissue (with Dounce Homogenizer) | 1 kit | ab110169 |
| | Mitochondria Isolation Kit for Tissue (without Dounce Homogenizer) | 1 kit | ab110168 |
| | Plasma Membrane Protein Extraction Kit | 50 tests | ab65400 |
| Lysis Buffers | 10X RIPA Buffer | 15 ml | ab156034 |
| | Native Lysis Buffer | 15 ml | ab156035 |
| | 10X Red Blood Cell (RBC) Lysis Buffer | 100 ml | ab204733 |
| Protease Inhibitor Cocktails | Protease Inhibitor Cocktail | 3, 10, 30 ml | ab271306 |
| | Protease Inhibitor Cocktail EDTA Free | 3, 10, 30 ml | ab270055 |
| | Protease and Phosphatase Inhibitor Cocktail | 1 kit | ab201119 |
| | Protease and Phosphatase Inhibitor Cocktail (EDTA-free) | 1 ml | ab201120 |

Cell Fractionation Kit - Standard (ab109719)

- 可自細胞樣本中分離出位於粒線體、細胞質、細胞核的蛋白質，特別適合用來觀察蛋白質在細胞內分布位置的變化（如右圖）。
- 流程簡便快速，不需使用任何機械性外力，僅需簡單離心步驟就能完成。
- 萃取產物可直接適用於 WB 或 ELISA 檢測。



Cytoplasmic (C), mitochondrial (M) and nuclear (N) fractions of HepG2 cells were prepared as described in the protocol of Cell Fractionation Kit - Standard (ab109719). Fractions were analyzed by Western blotting using Cytochrome c Apoptosis WB Antibody Cocktail (ab110415) containing antibodies against mitochondrial matrix (pyruvate dehydrogenase subunit E1 α , PDH E1 α), mitochondrial inner membrane (F1-ATPase α (CV α)), mitochondrial intermembrane space (cytochrome c) and cytosolic (glyceraldehyde-3-phosphate dehydrogenase, GAPDH) markers as well as with antibodies against additional mitochondrial matrix (Hsp70) and nuclear (poly (ADP-ribose) polymerase, PARP and SP1) markers, followed by appropriate HRP-conjugated goat secondary antibodies and ECL detection.

產品頁面



抗體純化膠體

Protein A/G Agarose Resin

- 共價鍵結穩定、低 leakage，顆粒均勻、可耐高流速，且化學耐受性佳。
- 良好的抗體結合能力，可達 20-25 mg/ml (human IgG)。



訂購 IP 實驗用一級抗體，就送 10 tests 抗體純化膠體 (Protein A/G 任選其一)

| Product | Pack Size | Cat. No. |
|-------------------------|--------------------|-----------|
| Protein A Agarose Resin | 5, 25, 100, 500 ml | ABT-PA09 |
| Protein G Agarose Resin | 5, 25, 100, 500 ml | ABT-4RRPG |

蛋白質定量試劑

Bradford Reagent (ab119216)

- 專利改良配方，定量結果更準確，不易受到樣本中的 Detergent 影響 (高含量定量流程可耐受 1% Detergent；微量定量流程可耐受 0.1% Detergent)。
- 偵測範圍：高含量定量 0.1-1.5 mg/ml；微量定量 1-25 µg/ml。



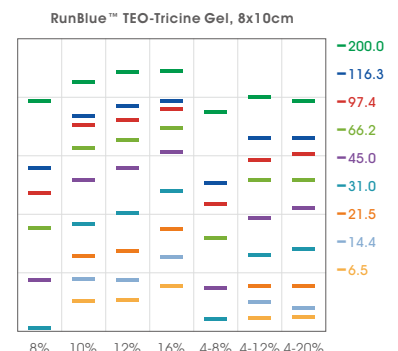
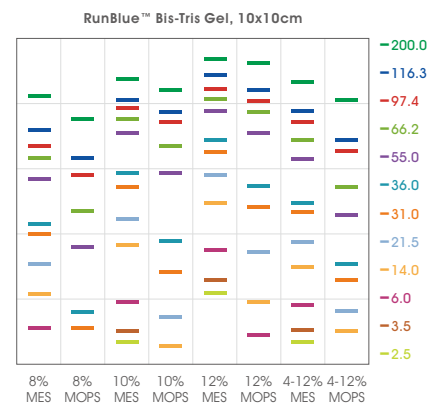
| Category | Product | Pack Size | Cat. No. |
|---|-----------------------|-----------|----------|
| Protein Quantification Kit | Bradford Reagent | 500 ml | ab119216 |
| Standards for protein quantification reagents | BSA Protein Standards | 10 units | ab270701 |

蛋白質電泳預鑄膠片

RunBlue™ Precast Gels

- 具有 Bis-Tris 與 TEO-Tricine 兩種蛋白質電泳預鑄膠片選擇。
- 具有出色的蛋白質條帶分辨率，並相容於質譜儀 (mass spectrometry) 技術。
- 膠體強韌，不易撕裂或斷裂，操作更容易。

| Product | Gel Percentage | 12 well | 17 well |
|--|----------------|----------|----------|
| Bis-Tris Precast Gels - RunBlue™, 10x10cm | 8% | ab270021 | ab270462 |
| Compatible with SureLock™ System (Thermo Fisher Scientific, 10x10cm cassette). | 10% | ab270463 | ab270464 |
| | 12% | ab270465 | ab270466 |
| | 4-12% | ab270467 | ab270469 |
| TEO-Tricine Precast Gels - RunBlue™, 8x10cm | 8% | ab139594 | ab139604 |
| Compatible with Mini-PROTEAN® Tetra Cell (Bio-Rad, 8x10cm cassette). | 10% | ab119206 | ab139605 |
| | 12% | ab119207 | ab139606 |
| | 16% | ab139595 | ab139607 |
| | 4-12% | ab139596 | ab139609 |
| | 4-20% | ab119209 | ab139610 |

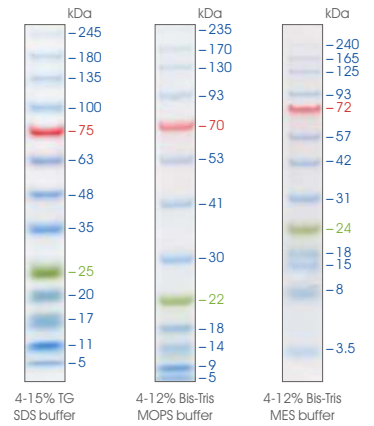


1元加購之預鑄膠片產品，出貨時皆額外附贈緩衝液，每組包含：
Precast Gels 10 pcs, 4X Sample Buffer 10ml, 20X Run Buffer 500ml

蛋白質電泳緩衝液／蛋白質分子量標準液

Protein Electrophoresis Buffers & Protein Markers

| Category | Product | Pack Size | Cat. No. |
|----------------|--|-------------|----------|
| Sample Buffer | LDS Sample Buffer (4X) - RunBlue™ (Bis-Tris) | 10 ml | ab270226 |
| | LDS Sample Buffer (4X) - RunBlue™ (TEO-Tricine) | 10 ml | ab119196 |
| Run Buffer | MOPS Run Buffer (20X) - RunBlue™ (Bis-Tris) | 500 ml, 4 L | ab270225 |
| | MES Run Buffer (20X) - RunBlue™ (Bis-Tris) | 500 ml, 4 L | ab270224 |
| | Run Buffer (20X) - RunBlue™ (TEO-Tricine) | 500 ml, 4 L | ab119197 |
| Protein Marker | Prestained Protein Ladder – Extra broad molecular weight (5 - 245 kDa) | 500 µl | ab116029 |



Prestained Protein Ladder – Extra broad molecular weight (5 - 245 kDa) (ab116029)

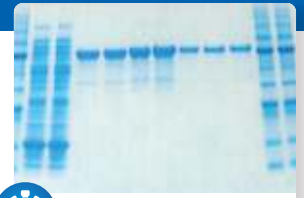
蛋白質膠體染色試劑

InstantBlue® Coomassie Protein Stain (ISB1L) (ab119211)

- 只要 15 分鐘就能迅速呈現清晰的染色結果，不需固定、清洗、脫色、加熱等繁複過程。
- 高效靈敏！5 ng BSA 即可偵測，且 10 x 10 cm 膠體僅需 25 ml 用量。
- 蛋白質可於脫色後 (destain) 進行質譜儀 (MS) 分析。
- 超過 2000 篇文獻採用，是進行蛋白質研究的絕佳利器！



產品頁面




取出膠體、染色 15 分鐘，即刻完成！不用再清洗、脫色...，高效省時又便利

蛋白質轉漬濾膜與濾紙

Western Blot Membranes and Filter Paper

| Category | Product | Pack Size | Cat. No. |
|------------------------|--|-----------|------------|
| Western Blot Membranes | PolyScreen PVDF, 0.45 µm, 26.5cm x 3.75m | 1 roll | PK-NEF1002 |
| | Protran Nitrocellulose, 0.45 µm, 30cm x 3.5m | 1 roll | PK-NBA085C |
| Filter Paper | Filter Paper, 0.35mm, 19.8 x 27.5 cm | 100 pcs. | DNA-GFP002 |
| | Filter Paper, 0.35mm, 40 x 55 cm | 100 pcs. | DNA-GFP001 |



一級抗體／二級抗體

Primary Antibodies & Secondary Antibodies



優質抗體找伯森！身為科研市場龍頭，Abcam 創立至今已累積超過數十萬篇引用文獻。旗下將近 57,000 種的抗體產品，無論是 WB, IP, ICC, IHC, ELISA 等實驗，都能協助您更快更好地取得優質穩定的實驗結果。完整產品資訊與更多優惠活動訊息，歡迎洽詢 Abcam 台灣代理 — 伯森生技。



一級抗體



二級抗體

Loading Control 抗體

Loading Control Antibodies

在進行 WB 實驗時，建議同時偵測 Loading Controls 以校正 Well 與 Well 之間、膠片與膠片之間樣本量的誤差。選擇 Loading Controls 時，應選擇與目標蛋白質分子量不同（以避免偵測結果互相干擾）且能在樣本中連續穩定表達的蛋白質。相關產品資訊歡迎參閱【[Loading Controls 抗體產品目錄](#)】，或洽詢伯森業務專員。



IP 實驗用二級抗體

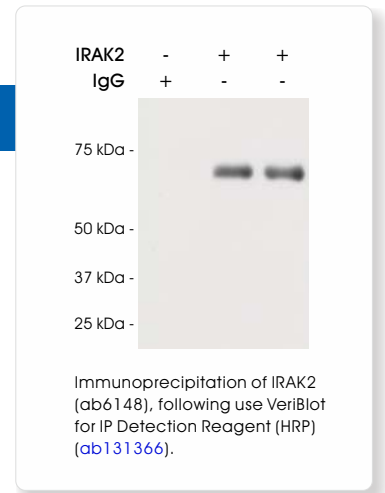
VeriBlot for IP Secondary Antibodies

解決 WB 檢測結果中的輕鏈與重鏈干擾問題，讓背景更清晰！

VeriBlot 二級抗體僅會辨識天然、非變性狀態的抗體，因此免疫沉澱 (IP) 或免疫共沉澱 (Co-IP) 沖提樣本中已經經過加熱及 SDS 處理的變性 IP 一抗，就不會被 VeriBlot 二級抗體辨識，WB 檢測結果中也就不会再有輕鏈與重鏈 bands 干擾的問題。

產品優勢：

- 抗體選擇不受限 - 可使用相同一級抗體或同物種來源的一級抗體進行 IP 和 WB 實驗。
- 使用方便 - 僅需簡單以此試劑替換原有的二級抗體，無須更動實驗其他試劑或步驟。



| Product | Conjugate | Reactivity | Cat. No. |
|-----------------------------------|-----------|---|----------|
| VeriBlot for IP Detection Reagent | HRP | Rabbit total IgG; Bovine IgG2; Goat IgG2; Human IgG1, IgG2, IgG4; Mouse IgG2a, IgG2b, IgG3; Rat IgG2c; Sheep IgG2 | ab131366 |
| Anti-mouse IgG for IP | HRP | Mouse IgG1, IgG2a, IgG2b, IgG3 | ab131368 |

ECL 冷光試劑

Western Lightning™ Series ECL Reagents

Western Lightning™ 系列 Western Blot 冷光試劑具有優異的品質以及合理的售價，超過 14,000 篇文獻採用，是本公司長年暢銷不墜的明星商品之一。

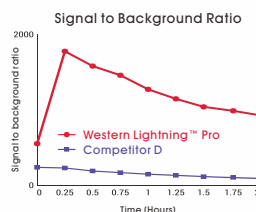


| | 基本款 | 進階款 | 超靈敏款 |
|------|-------------------------|------------------------|--------------------------|
| 產品名稱 | Western Lightning™ Plus | Western Lightning™ Pro | Western Lightning™ Ultra |
| 訂購貨號 | PK-NEL105 | PK-NEL122 | PK-NEL113 |
| 產品包裝 | 4 x 170 ml (2黑2白) | 4 x 170 ml (2黑2白) | 2 x 110 ml (1黑1白) |

產品特點 具有比同級產品更高的靈敏度。



訊號長達 12 小時，適合多次曝光條件測試。與同級產品相比，訊噪比更佳。



具有 fg 等級的絕佳靈敏度。與同級產品相比，訊號更持久穩定。

